

Action Plan

Looking Back...Looking Forward...Moving Forward



Northern Gateway
Public Schools

May 2022

Hillside Jr/Sr High

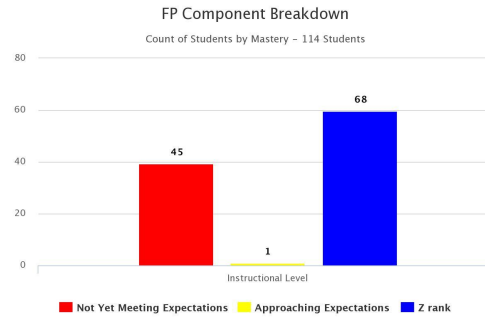
Principal: Darlene Wood

Goal 1

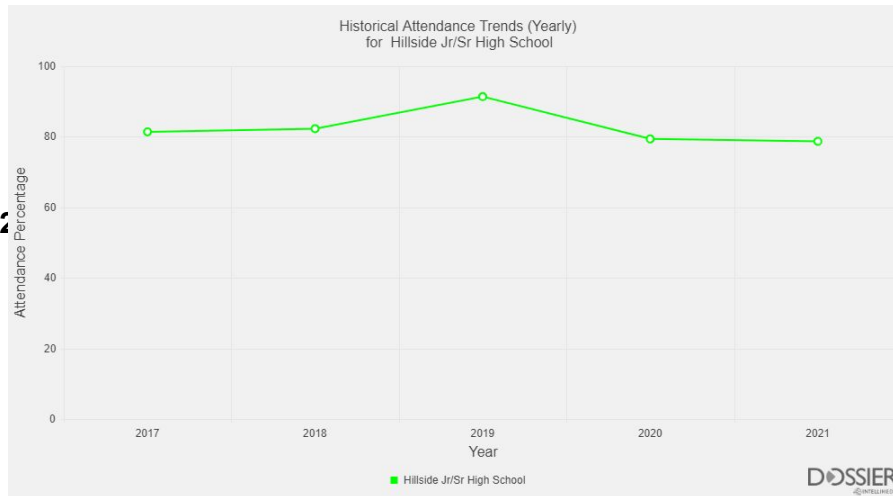
(Page 1)

Celebrations:

Almost 60% of Junior High Students are at or above grade level in Reading Comprehension:



Average Yearly Attendance, 5 year

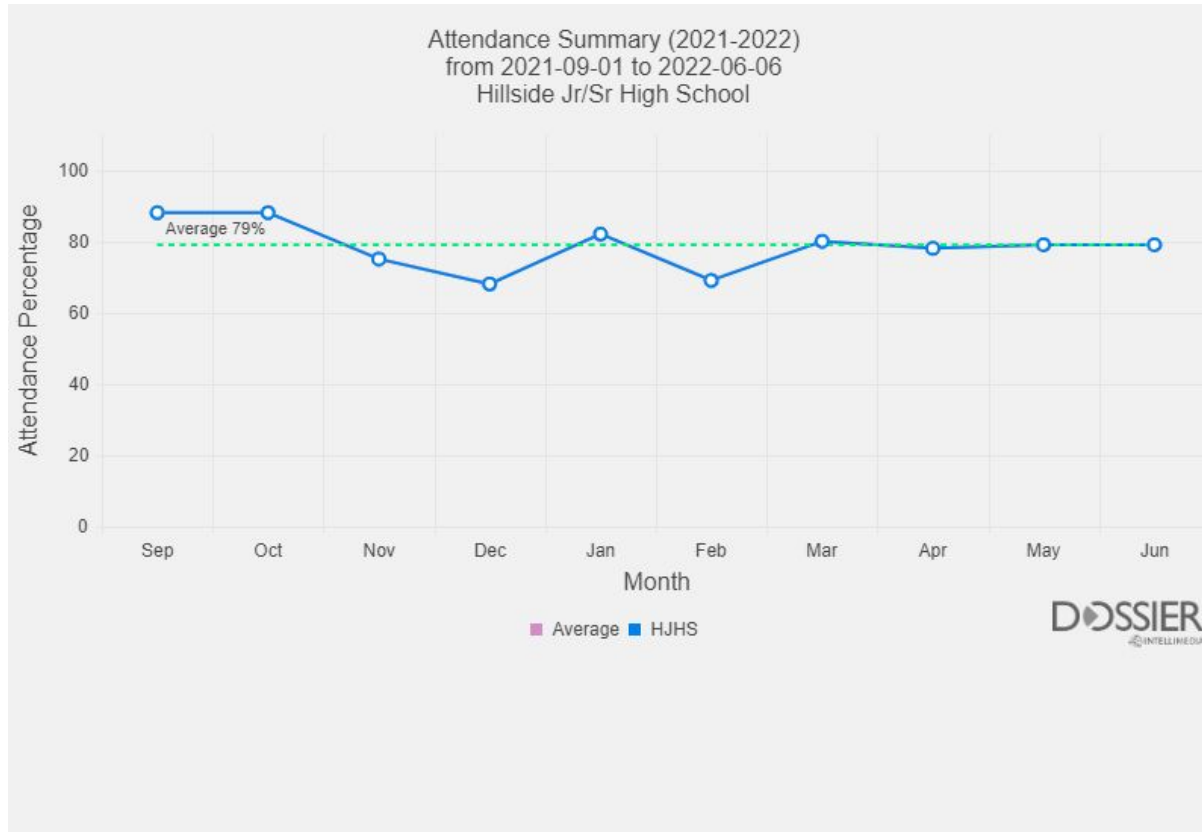


Prior to COVID 19, Hillside was showing an improvement in average daily attendance:
2019 - 91.4%,
2020 - 79.4%
2021 - 78.7%

Goal 1

(Page 2)

2021/2022 School Year (exclude days buses did not run)



Goal 1

(Page 3)

Connection: Create an understanding of the importance of education within our communities (school; parents; Town of Valleyview, MD of Greenview, Sturgeon Lake Cree Nation) leading to an increase in student attendance and, ultimately, student achievement.

Process : These are the Specific Strategies used to meet your objectives	Authentic Application: This is where the measurements, and timelines are outlined	Reflection : This is where the data is outlined and analysis of how the process is working.
Communicate to the larger community how education improves everyone's quality of life	<ul style="list-style-type: none"> - Social Media messaging relaying the importance of education (sound bites) - Share with the community about former students and their careers - Provide opportunities for students to explore careers and to visit a variety of post-secondary institutions 	
Institute supportive attendance policies and procedures	<ul style="list-style-type: none"> - Research the work of other school divisions such as Rocky View - Provide messaging about why attendance matters on social media 	
Teachers provide focused work to increase achievement in literacy and mathematics	<ul style="list-style-type: none"> - Teacher use data gathered from HLAT, F&P, MIPI, Edu Best to guide instructional practice - Teachers in junior high adopt a writing program for a consistent approach to teaching writing. 	

Goal 2

Celebrations: Traditionally, Hillside has had high results in the area of Safe and Caring on the previous Accountability Reports, while there was a slight dip in 2021, the May 2022 results show an increase in those areas:

	Current Result	Prev Year Result	Prev 3 Year Average
Citizenship	79.5	69.9	79.5
Welcoming, Caring, Respectful and Safe Learning Environments	86	77	

Connection: Increase student/staff sense of belonging within our school and between the three Valleyview Schools

Process : the Specific Strategies used to meet your objectives	Authentic Application: the measurements and timelines are outlined	Reflection : the data is outlined and analysis of the process
Create opportunities to increase students' sense of belonging	<p>Teachers focus on QLE Domain of Positive Classroom Culture, especially during start up/semester change times</p> <p>Explore Webs of Support as a structure for our 3 schools moving forwards</p> <p>Explore Nutrition Program</p> <p>Provide School Supplies to students in need</p> <p>Re-introduce "school culture" activities and opportunities</p> <ul style="list-style-type: none"> - full school BBQ - theme days/weeks <ul style="list-style-type: none"> - Academic - art show; drama productions - Mental Health Awareness/Pride Activities - School Spirit/Fun Activities - Leadership Team - Intramurals - Full School Sporting Events <p>Recognition Programs</p> <ul style="list-style-type: none"> - Attendance - Academic - Athletic - Community Based <p>Survey students to determine their sense of belonging/connectedness</p> <p>Staff develop plans to insure every student feel that they have at least one adult they feel they are connected to</p>	
Create Opportunities for the Staffs of the 3 Valleyview Schools to Collaborate	<ul style="list-style-type: none"> - Plan opportunities for the 3 staffs to participate in Professional Development together - Explore Webs of Support as a common program within the schools, this will provide common language and common goals for all staff members. 	