


Hillside Re-Entry Information

Important Information for
Students





Important Information to Know Safety and Well-being

Safety and Well-being

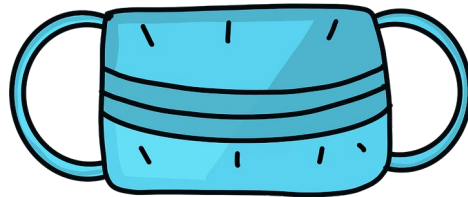
Screening for Illness

- Before coming to school each day, your parents need to find out how you are feeling.
- All families will receive a copy of the screening tool from the school .
- You do not need to bring the form to the school.
- You will see posters on the doors reminding you not to enter the building if you are sick.



Safety and Well-being

Showing Signs of Illness at School



- If you feel sick during the day, the school will call your parents to come and pick you up.
- While you wait for your parents you will be asked to:
 - wear a mask if it is safe for you to do so
 - Wait with a staff member so we can be sure you are okay
 - We may take your temperature so we can tell your parents what it was when they come to get you
 - Once your mom or dad have picked you up we will clean the area where you waited to keep everyone safe

Safety and Well-being

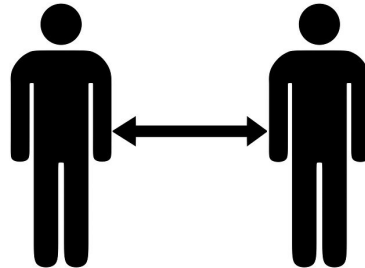
Handwashing and Sanitizing



- You will need to wash your hands or use hand sanitizer:
 - Every time you enter or exit the school
 - Before you enter your classrooms
 - Before and after you use shared equipment
 - Before eating
- Hand sanitizer will be placed throughout the school for you to use
- Staff will be around to give you a lot of reminders to ensure we all stay healthy.
- There will also be posters around the school to help you remember as well.

Safety and Well-being

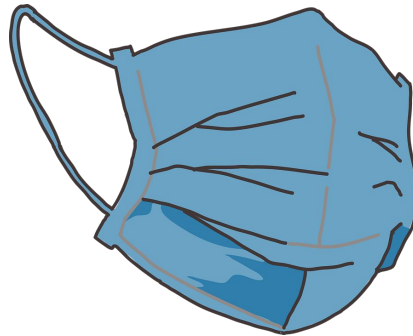
Physical Distancing



- You will be reminded to physically distance whenever possible throughout the day.
- You may notice that we have:
 - Removed extra furniture from the classrooms to give you more space
 - Removed extra seating in the hallways so you will have to complete your work in your classrooms
 - Posted signs and floor markers - please use them when you are in the hallways

Safety and Well-being

Personal Protective Equipment (PPE)



- You will often see your friends and staff wearing masks to help keep everyone safe.
- All students and staff will wear masks in the hallways and in situations where you can not be far enough away from your teacher or friends. You will also have to wear them on the bus.
- Different situations will determine if you need to wear a mask.
- Please be courteous all the time to the people around you! Every situation is different and may need different things at that time.



Important Information to Know What Will School Look Like

What will school look like?

Transportation



- If you are sick, you will not be able to ride the bus or be at school - If you don't feel well please tell your parents before getting on the bus or heading to school.
- You will be asked to wear a mask on the bus.
- You will be assigned a regular seat that you must sit in everyday.
- If you have a brother or sister that rides the same bus as you, you will be asked to sit with them on the bus.
- Remember to give your friends space as you get on and off of the bus.
- Your bus driver will also be wearing a mask to help keep everyone healthy.


What will school look like?

Arriving at School



When you get to school here is what you need to know:

- Please walk to your assigned door and physically distance until you can enter the school.
- When you enter the school, and after you have sanitized your hands, head directly into your classroom.
- Please take your lunch and all your belongings into your classroom and place it in the designated area set out by your teacher.
- If your parents are bringing you to school, they will have to stay in your car, they can not come into the school with you, but don't worry there are lots of teachers and staff to help you out once inside.



What will school look like?

Traffic Flow within the school

- When our class goes to other places in the school, we will need to walk on the right side of the hallway.
- There will be arrows on the floor to help you remember.
- We also have to remember to give our classmates space when walking in the hallway.
- Staircases are designated as up only (the main staircase in the center of the school) or down only (the staircases by the cafeteria and the end of the senior high hallway).





What will school look like?

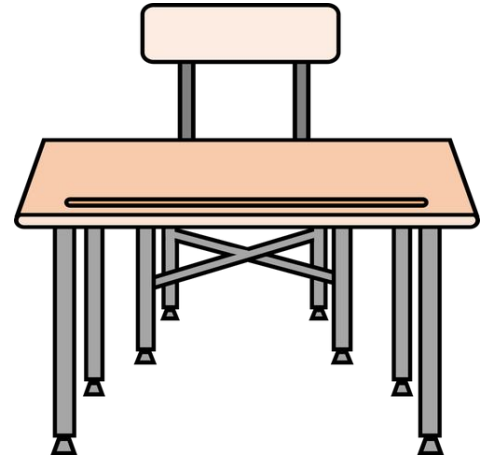
Lockers

- At this time, lockers will not be assigned to students.

What will school look like?


Assigned Seating in Classrooms

- Your teacher will create seating plans for all spaces.
- You must sit in these seats, even at lunch time.
- It is very important that you follow the seating plans so we can help keep everyone safe.



What will school look like?

Student Supplies and Learning Materials




- During the day, you will be asked to use all of your own school supplies.
- Unfortunately we can not borrow from friends right now.
- You can keep all of your supplies by your desk.
- If you have to share certain items, they must be cleaned and disinfected after you use them.
- You will also be asked to hand sanitize or wash your hands before and after you use any shared materials.

What will school look like?

- You will have to be aware of a few things when using the washroom.
- There will be a maximum number of students permitted in the washroom at one time.
- Your class will be assigned to a specific washroom to use depending on your location in the school.

Washroom Protocols



What will school look like?

- Washroom Protocols:
 - Remember you must wash your hands after using the washroom and then sanitize your hands before re-entering the classroom.
 - You must respect the maximum number of students allowed in the washroom at a time.

Washroom Protocols



What will school look like?

Water Fountains

- You will be given a water bottle from the school.
- Please refill your bottle at home or at the fountains rather than drinking from the fountain.
- Please make sure your name is on your water bottle.



What will school look like?

- You will get gym class.
- It will probably be outside if it is nice.
- If you share equipment it will have to be cleaned before and after you use it.
- You will also be asked to wash or sanitize your hands before and after you use equipment as well.

Gymnasiums





What will school look like?

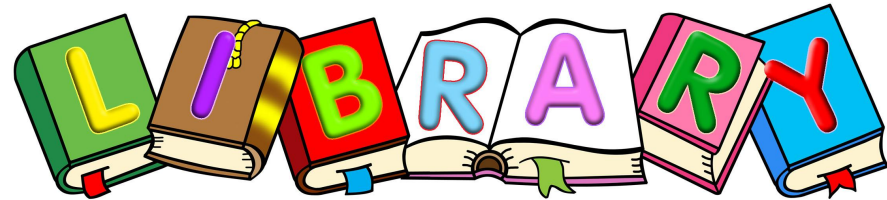
Common Areas

- During the day you will be asked to remember the following:
 - When you leave your classroom, please walk directly to where you are going
 - Please follow the sign reminders around the school
 - Please stop outside the office if you need help with something and talk to an adult before you enter

What will school look like?


- At this time, the Learning Commons is closed to student access.
- We are looking at creating a way to allow students to sign out books through an online system and have the books delivered to your classroom.

Learning Commons



What will school look like?

Bell Schedules




- Junior High*
 - Block 1 8:53-9:59
 - Block 2 10:03 - 11:09
 - Block 3 11:13 - 12:19
 - Block 4 1:00 - 2:06
 - Block 5 2:10 -3:16
- Senior High**
 - AM - 8:53 - 11:45
 - PM 12:25- 3:19

*These will have slight adjustments to allow for staggered breaks for each grade

**Staggered breaks will be scheduled for all senior high classes.

What will school look like?

Dismissal Times



- Junior High
 - Town Students/Students being picked up will be dismissed at 3:16
 - Bus Students will be dismissed at 3:19
 - Students who are riding/walking with Senior Highs will be dismissed at 3:21
- Senior High
 - Bus Students will be dismissed at 3:19
 - Students who are walking/driving/being picked up will be dismissed at 3:21


Students will be expected to exit the school as quickly as possible through their designated doors.

Bus students will need to leave the school and immediately board their bus.

What will school look like?

Lunch and Food Protocols

- It is important that you remember to bring your lunch everyday.
- It will be hard to have your parents bring your lunch to you at the school.
- You will store your lunch in your classroom.
- Your teacher will set up a system for you to get your lunch and snacks when needed.
- You must wash or sanitize your hands before eating.
- No sharing of food.
- No microwaves.



What will school look like?

Food Protocols



- You will have to remain in your classroom to eat together.
- Unfortunately, treats can not be sent from home for birthdays or other special events right now .
- Your teachers will not be able to hand out food or treats in the classroom.
- We are still working on how to best provide cafeteria service.

What will school look like?

- For the month of September there will be no sports team practices or games.
- We will revisit this at the end of September to decide whether they can start up again.

Extra Curricular

